



# Draw Your Own Precious Species™


## Instructor Directions

The purpose of this Precious Species™ program is to help your students learn more about the living creatures of the world. Ask your students to click on the animal of their choice. It will go to a link page for the students to view and then draw their Precious Species. Look for the National Geographic link on the to learn more about their species choice and write a brief description about the species that they drew. We will continue adding different species to this link, but of course you can find your own photos and information on-line as well.

Once your students have completed their drawing or drawings with stories, we would like to place them on our [Kid's Precious Species link](#) or on some of our print material. Please provide your school name and city and the student's first name. Please scan them and [email](#) them or mail them to [KSE](#).



Click on an animal below.





# Draw Your Own Precious Species™





















## Instructor Directions

The purpose of this Precious Species™ program is to help your students learn more about the living creatures of the world. Ask your students to click on the animal of their choice. It will go to a link page for the students to view and then draw their Precious Species. Look for the National Geographic link on the to learn more about their species choice and write a brief description about the species that they drew. We will continue adding different species to this link, but of course you can find your own photos and information on-line as well.

Once your students have completed their drawing or drawings with stories, we would like to place them on our [Kid's Precious Species link](#) or on some of our print material. Please provide your school name and city and the student's first name. Please scan them and email them or mail them to [KSE](#).



Click on an animal below.

				
				
	<b>Birds</b>			
				
				





# Draw Your Own Precious Species™

## Instructor Directions

The purpose of this Precious Species™ program is to help your students learn more about the living creatures of the world. Ask your students to click on the animal of their choice. It will go to a link page for the students to view and then draw their Precious Species. Look for the National Geographic link on the to learn more about their species choice and write a brief description about the species that they drew. We will continue adding different species to this link, but of course you can find your own photos and information on-line as well.

Once your students have completed their drawing or drawings with stories, we would like to place them on our [Kid's Precious Species link](#) or on some of our print material. Please provide your school name and city and the student's first name. Please scan them and [email](#) them or mail them to [KSE](#).



Click on an animal below.

### Water Species



### Insects



### Reptiles

